

## Welcome to Moodle

Moodle is City, University of London's Online Learning Environment. Moodle modules provide access to online module content, activities and communication tools. You will also use Moodle to submit assignments and review feedback and provisional grades online. Your lecturers will tell you how Moodle will be used on your programme.

### How do I access Moodle?

- Open an up-to-date web browser and type [moodle.city.ac.uk](http://moodle.city.ac.uk).
- Enter your computing services username (e.g. abcd123) and password and click **Log in**. You will have activated your computer services account as part of the University's online registration process.

### How do I find my modules?

Once logged in, you will be directed to the Moodle Homepage, **My Moodle**. This provides access to your enrolled modules, as well as module updates. Select a module to view the related online content and activities.

### What should I do next?

- An online module is available from your **My Moodle** page to provide you with an overview of Moodle functionality and an opportunity to practice some key activities.
- Type **Educational Technology Induction** in the **Search modules** block on the **My Moodle** page to find the module.


**Search Modules**

This search will return 50 modules. If you did not find what you were looking for, please refine your search terms.

**Search Modules block**

### How do I navigate Moodle?

Click on the links to open new pages or documents and use the forward and back browser buttons. The floating navigation bar offers different methods of navigation within Moodle.



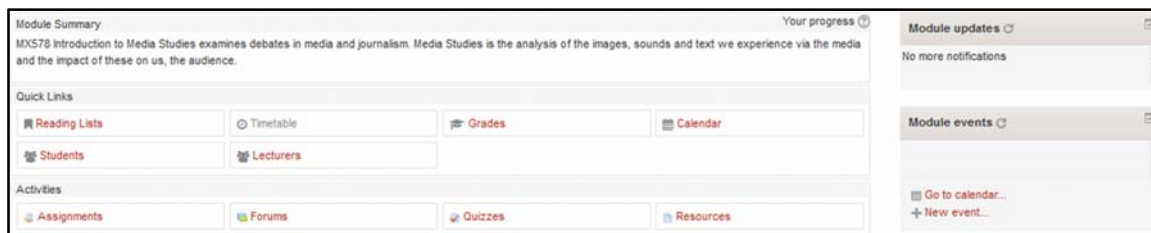
**Floating navigation bar**

<b>My Moodle</b>	Return to the <b>My Moodle</b> homepage.
<b>Favourites</b>	Navigate to modules that are selected as <b>Favourites</b> .
<b>My Modules</b>	Navigate between modules.
<b>Module menu</b>	Access different sections of your module.
<b>User menu (right)</b>	Access to your <b>Profile</b> and <b>Grader report</b> and <b>Log out</b> .

## How are my modules organised?

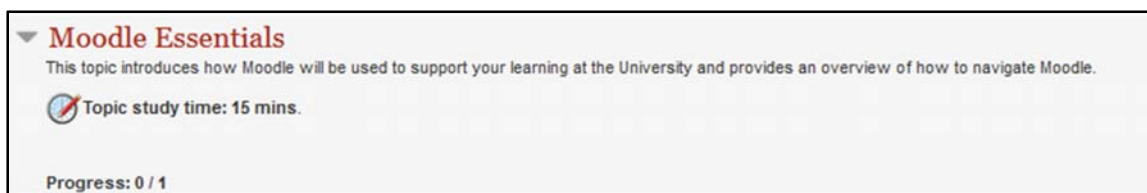
Your modules will normally be laid out in two columns. The main column includes activities and resources which are organised in topics or by week.

Most modules contain a **Module Dashboard** in the central column that provides quick links to key module information and activities. You will find additional functionality and information in blocks on the right-hand column of your modules.



**Module Dashboard and blocks**

If your content is presented in collapsed topics, where only the header and summary is visible, click on a section header to open and view the content available.



**Module with collapsed topics**

## FAQs

### What should I do if I cannot see my modules or if I have a timetabling question?

Contact your Course Office. School of Health Sciences students can call 020 7040 5000 or email [shshelpdesk@city.ac.uk](mailto:shshelpdesk@city.ac.uk).

### What should I do if I have forgotten my computer username and password?

Drop in to the IT Service Centre in room E101, Drysdale Building, Northampton Square. Alternatively, log a query at [www.city.ac.uk/itservicedesk](http://www.city.ac.uk/itservicedesk) or phone 020 7040 8181.

### Where can I get help using Moodle?

A **Help & Support** menu is available from the floating navigation bar in Moodle or from [www.city.ac.uk/edtechhelp/student](http://www.city.ac.uk/edtechhelp/student).

Except for periods of maintenance (normally on Tuesday mornings between 7am and 9am GMT/BST), Moodle is available 24 hours a day, 7 days a week.

---

This guidance note is produced by Learning Enhancement and Development (LEaD). This document can be supplied in alternative formats, contact [LEaDinfo@city.ac.uk](mailto:LEaDinfo@city.ac.uk).